

**TEVAC CERAMIC HEATERS STYLES**

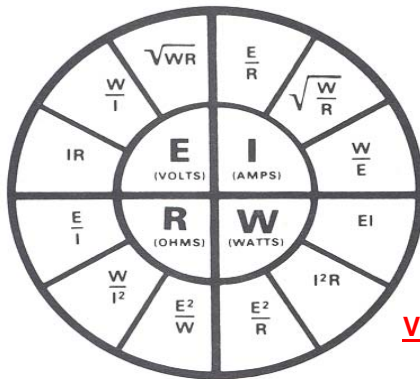
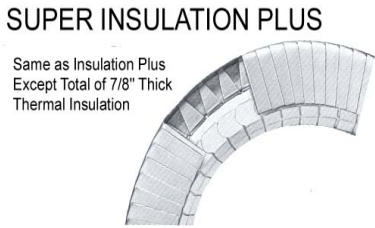

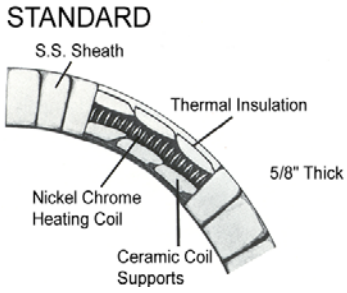
**Four Styles to Choose From:**

**STANDARD** -5/8" Thick; 1/4" Thermal Insulation; Long Life; Lower Energy Costs; Hi-temps-Up to 1400°F; Easy Installation; Efficient in Wide Widths; Fewer Bands per Installation. "THE PREFERRED CHOICE OF O.E.M.'s"

**INSULATION PLUS®** - 7/8" Thick; An Additional 1/4" Thermal Insulation in a Separate Channel; Total 1 1/2" Insulation; Energy savings Up To 30%; Cooler Ambient Temperatures. "THE ENERGY SAVER"

**SUPER INSULATION PLUS**-1-1/4" Thick; 7/8" Total Insulation Built-In; Eliminate Blankets and Insulated Shrouds or Use (Less Expensive) Un-Insulated Shrouds. "MAX. ENERGY SAVINGS, MIN. SHEATH TEMPS"

**ULTRA THIN LINE** - Maximum 3/8" Thick; Low Mass; Quick Response for Critical High-Temp Molding Operations; Up to 1400°F and 60 Watts/Sq. In. "NEW ULTRA-THIN LINE"



**DETERMINING HEATER WATTAGE:**

Suggested watt density is 40 to 45 w/in<sup>2</sup> for ceramic heater bands.  
 To determine heater wattage multiply 3.14 x I.D. x width.

**SPECIFICATIONS:**

- Expandable, will open fully to fit around barrel O.D.
- 5/8" high lock-up flanges standard or barrel nut clamp optional at no charge
- 1/4-20 post terminals located 180° from gap
- Total wall thickness 5/8"
- All stainless steel sheath

**TO PLACE AN ORDER, PLEASE SPECIFY:**

- 1) Ceramic heater band, standard construction
- 2) Inside diameter x width
- 3) Voltage and wattage
- 4) Lock-up option: Flange, barrel nut clamp, or latch and trunion
- 5) Post terminals or other type
- 6) Terminal box if required



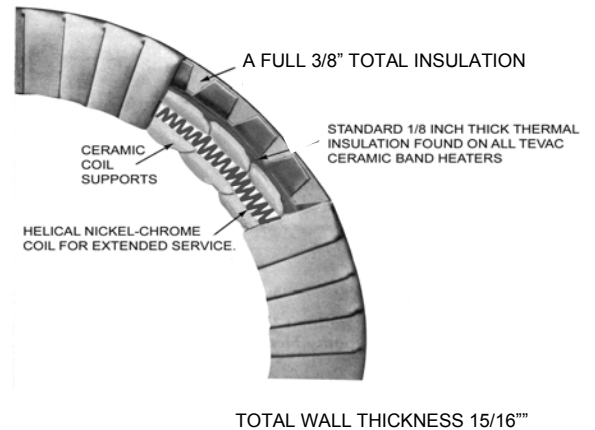
The standard ceramic insulated band has been, and continues to be, the only *barrel* heater having built-in thermal insulation. In the past, machine manufacturers have elected to use the heater because of several advantages, but rarely for its heat conserving qualities.

The present energy situation (in which the plastic processor must bare exorbitant costs) is the reason for the development of the "INSULATION PLUS" ceramic band heater.

The "INSULATION PLUS" ceramic band heater consists of the standard ceramic band components with 1/8" ceramic fiber insulation plus an additional insulation chamber 1/4" thick all of which is contained in a single flexible sheath.

*This additional chamber dramatically reduces power consumption, in comparison to ALL other non-insulated band heaters.*

INSULATION PLUS EMPLOYS AN ADDITIONAL 1/4-" OF HIGH DENSITY CERAMIC-FIBER INSULATION ENCASED IN A SEPARATE FLEXIBLE STAINLESS STEEL SHELL. THE INSULATION IS NOT COMPRESSED WHICH PROVIDES MAXIMUM VALUE



**TO PLACE AN ORDER, PLEASE SPECIFY:**

- 1) Insulated plus design
- 2) Inside diameter x width
- 3) Voltage and wattage
- 4) Lock-up option, flange or barrel nut clamp
- 5) Post Terminals or other type
- 6) Terminal box if required

**LOCK-UP OPTIONS**

Flange Type  
 Barrel Nut Clamp  
 Latch and Trunion Quick Release Spring Loaded  
 (Suggested for Bands 12" I.D. and Over)

**WIRING OPTIONS**

Single Phase  
 Dual Voltage  
 2 Circuit Bands  
 3 Phase

**TEVAC CERAMIC HEATER BANDS OPTIONS**

**FLEXIBLE LEAD OPTIONS**  
INSTALLED ON POST TERMINALS

Flex. Leads in Strain Relief Bracket Exiting from Heater Sheath  
 BX or Metal Braid over Flex. Lead Wire  
 Flex. Leads exiting from Edge of Heater Band

**TERMINAL OPTIONS**

Post Terminal  
 Terminal Box: (Std. Or Low Profile)  
 Grounding Stud in Sheath

**THERMOCOUPLE CLEARANCE**  
HOLES OPTION

In Gap  
 In Element Area

**SHEATH FEATURE OPTIONS**

Stainless Steel Inner Liner  
 Shell Overlap Covering Gap  
 Perforated Metal Sheath (Air Cooled Heater)  
 Metric Sizes

**TO PLACE AN ORDER, PLEASE SPECIFY:**

- STANDARD OR INSULATION PLUS®
- INSIDE DIAMETER X WIDTH
- VOLTAGE AND WATTAGE
- LOCK-UP OPTIONS
- POST TERMINALS
- TERMINAL BOX IF REQUIRED
- THERMOCOUPLE HOLE AND LOCATION
- FLEXIBLE LEAD OPTIONS
- WIRING OPTIONS
- SHEATH FEATURE OPTIONS