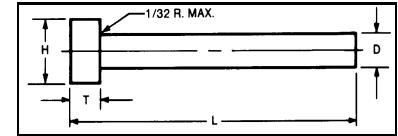


## TEVAC EJECTOR PINS NITRIDED (PARALLEL)

For correct product, order by Part Number, followed by "L" length. If oversize add -O. Example: P-1-L14-O.

Part Number	D PIN DIA.	H HEAD DIA	T HEAD THICK
P-1-	3/64	1/4	1/8
P-2-	1/16	1/4	1/8
P-3-	5/64	1/4	1/8
P-4-	3/32	1/4	1/8
P-5-	7/64	1/4	1/8
P-6-	1/8	1/4	1/8
P-7-	9/64	1/4	1/8
P-8-	5/32	9/32	5/32
P-9-	11/64	11/32	3/16
P-10-	3/16	3/8	3/16
P-11-	13/64	3/8	3/16
P-12-	7/32	13/32	3/16
P-13-	15/64	13/32	3/16
P-14-	1/4	7/16	3/16
P-15-	17/64	7/16	1/4
P-16-	9/32	7/16	1/4

Part Number	D PIN DIA.	H HEAD DIA	T HEAD THICK
P-17-	19/64	1/2	1/4
P-18-	5/16	1/2	1/4
P-19-	21/64	9/16	1/4
P-20-	11/32	9/16	1/4
P-21-	23/64	5/8	1/4
P-22-	3/8	5/8	1/4
P-23-	13/32	11/16	1/4
P-24-	7/16	11/16	1/4
P-25-	15/32	3/4	1/4
P-26-	1/2	3/4	1/4
P-27-	9/16	13/16	1/4
P-28-	5/8	7/8	1/4
P-29-	11/16	15/16	1/4
P-30-	3/4	1	1/4
P-31-	7/8	1-1/8	1/4
P-32-	1	1-1/4	1/4

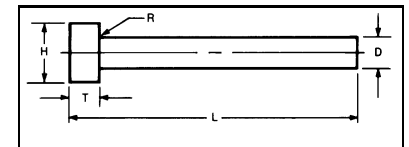


TOLERANCES	
PIN DIAMETER (D)	-0.002 -0.009
HEAD DIAMETER (H)	+0.000 -0.010
HEAD THICKNESS (T)	+0.000 -0.002
LENGTH (L)	+0.062 -0.000

L= 6" 'D' Standard  
 L= 10" 'D' Standard & 'D' .005 OVERSIZE  
 L= 14" 'D' Standard & 'D' .005 OVERSIZE  
 L= 18" 'D' Standard & 'D' .005 OVERSIZE  
 L= 25" 'D' Standard  
 L= 36" 'D' Standard

Part Number	D Pin Dia.	H Head Dia.	T Head Thick.	R Radius
PMM-1-	2	4	2	0,2
PMM-2-	2.5	5	2	0,3
PMM-3-	3	6	3	0,3
PMM-4-	4	8	3	0,3
PMM-5-	5	10	3	0,3
PMM-6-	6	12	5	0,5
PMM-7-	8	14	5	0,5
PMM-8-	10	16	5	0,5
PMM-9-	12	18	7	0,8
PMM-10-	14	22	7	0,8
PMM-11-	16	22	7	0,8
PMM-12-	18	24	7	0,8
PMM-13-	20	26	8	1,0
PMM-14-	25	32	10	1,0

TOLERANCES		
PIN DIAMETER (D)	2-4mm	-0.003 -
PIN DIAMETER (D)	5-25mm	-0.005 -
HEAD DIAMETER (H)		+0.000 -
HEAD THICKNESS (T)		+0.000 -0.050
LENGTH (L)		+1.00 -0.000



L= 125mm (4.92")  
 L= 200mm (7.87")  
 L= 250mm (9.84")  
 L= 400mm (15.75")  
 L= 630mm (24.80")

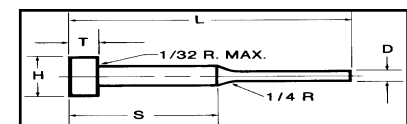

## TEVAC METRIC EJECTOR PINS NITRIDED (PARALLEL)

## TEVAC SHOULDER EJECTOR PINS NITRIDED

For correct product, order by Part Number, followed by "L" length. If Oversize add -O. Example: PSH-105-L10-O

Part Number	D Pin. Dia.	H Head Dia.	T Head Thick	S Shldr. Length
PSH-105-	1/32	1/4	1/8	1/2
PSH-120-				2
PSH-205-	3/64	1/4	1/8	1/2
PSH-220-				2
PSH-305-	1/16	1/4	1/8	1/2
PSH-320-				2
PSH-405-	5/64	1/4	1/8	1/2
PSH-420-				2
PSH-505-	3/32	1/4	1/8	1/2
PSH-520-				2
PSH-605-	7/64	1/4	1/8	1/2
PSH-620-				2

TOLERANCES	
PIN DIAMETER (D)	+0.000 -0.001
SHOULDER DIAMETER (1/8)	+0.000 -0.003
HEAD DIAMETER (H)	+0.000 -0.010
HEAD THICKNESS (T)	+0.000 -0.002
LENGTH (L)	+0.062 -0.000



L= 6" 'D' Standard  
 L= 7" 'D' Standard  
 L= 10" 'D' Standard & 'D' .005 OVERSIZE  
 L= 14" 'D' Standard & 'D' .005 OVERSIZE

